

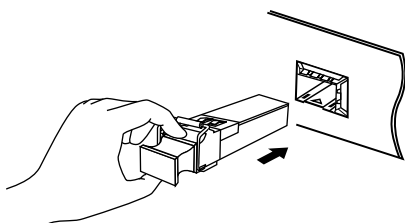
Installation Guide

10GBase SFP+ LC Transceiver

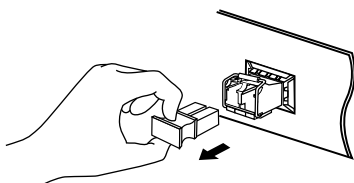
©2025 TP-Link 7100000063 REV2.0.0

Install the Transceiver

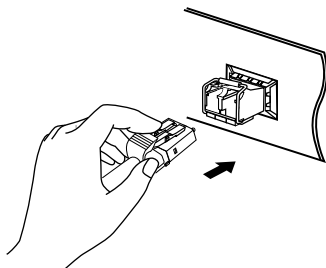
1. Wear an ESD-preventive wrist or ankle strap to prevent ESD damage to the transceiver.
2. Insert the transceiver into the slot and firmly press it into place.



3. Remove the protective dust plug from the transceiver.

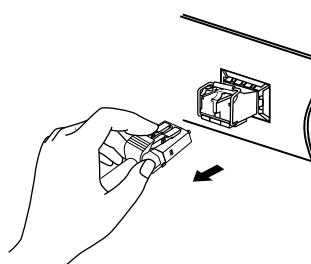


4. Plug fiber-optic cables into the transceiver. Note that the transceiver works without any additional configuration.

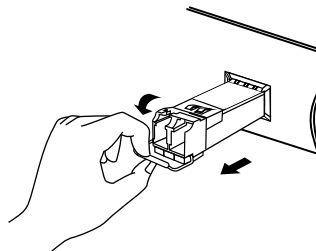


Remove the Transceiver

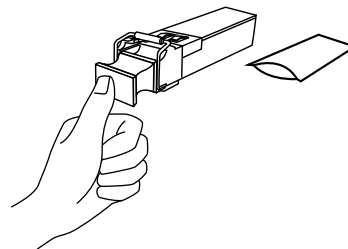
1. Wear an ESD-preventive wrist or ankle strap to prevent ESD damage to the transceiver.
2. Disconnect the network fiber-optic cables from the transceiver.



3. Pull the safety latch downwards to release the transceiver, and then pull it out from the slot.



4. Reinstall the protective dust plug in the transceiver's optical bores and place it on antistatic mat or a static shielding bag.



Note:

1. Do not touch the output pins on the transceiver with your hand.
2. Always keep the protective dust plug on the transceiver's optical bores until you are ready to make a connection.

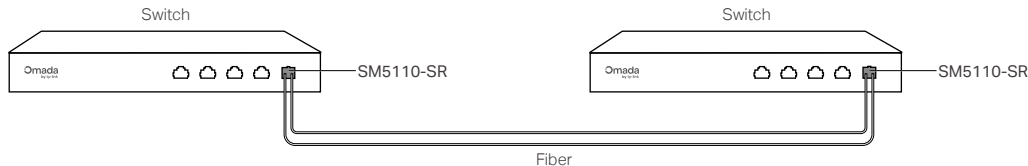
Caution:

DO NOT point or stare directly into the beam or into the optical port of the transceiver when it is operating, as this can injure your eyesight.

Connection

Only use the same transceiver model between switches for fast and reliable connectivity.

For simplicity, we will take SM5110-SR as an example.



Specifications

General Specifications		
Model	SM5110-SR	SM5110-LR
Wave Length	850 nm	1310 nm
Standards and Protocols	IEEE 802.3ae TCP/IP SFF-8472	
Cable	50/125 or 62.5/125 μm Multi-mode Fiber	9/125 μm Single-mode Fiber
Max. Cable Length	300 m (OM3)	10 km
Data Rate	10 Gbps	
Port Type	LC Duplex	
Power Support	3.3 V	
Safety & Emission	FCC, CE	
DDM	Yes	
SFP+ MSA	Yes	
Hot Swappable	Yes	
Max. Laser Output Power	1.12mW (0.5dBm)	
Laser Class	Class 1	

Environmental and Physical Specifications	
Product Operating Temperature	0 °C to 70 °C (32 °F to 158 °F)
Storage Temperature	-40 °C to 85 °C (-40 °F to 185 °F)
Operating Humidity	10% to 90% RH, Non-condensing
Storage Humidity	5% to 90% RH, Non-condensing

Compatible Products

- Omada switches/media converters with 10G SFP+ Slots

Note:
The transceiver may be incompatible with other vendors’ devices.
We recommend that you use only Omada transceivers on your Omada devices.

For technical support, replacement services, user guides, and more, please visit <https://support.omadanetworks.com/>, or simply scan the QR code.

Safety Information

- Keep the device away from water, fire, humidity or hot environments.
- Do not attempt to disassemble, repair, or modify the device. If you need service, please contact us.
- Avoid using this product during an electrical storm. There may be a remote risk of electric shock from lightning.
- Do not point or stare directly into the beam or into the optical port of the transceiver when it is operating, as this can injure your eyesight.
- Caution – Use of controls or adjustments or performance of procedures other than those specified herein may result in hazardous radiation

EU declaration of conformity

TP-Link hereby declares that the SFP+ LC Transceiver is in compliance with the essential requirements and other relevant provisions of directives 2014/30/EU, 2014/35/EU, 2011/65/EU and (EU)2015/863.

The original EU declaration of conformity may be found at <https://www.tp-link.com/en/support/ce/>

UK declaration of conformity

TP-Link hereby declares that the SFP+ LC Transceiver is in compliance with the essential requirements and other relevant provisions of the Electromagnetic Compatibility Regulations 2016 and Electrical Equipment (Safety) Regulations 2016.

The original UK Declaration of Conformity may be found at <https://www.tp-link.com/support/ukca/>

FCC FCC compliance information statement

Product Name: 10GBase-SR SFP+ LC Transceiver/10GBase-LR SFP+ LC Transceiver
Model Number: SM5110-SR/SM5110-LR
Responsible party:
TP-Link Systems Inc.
Address: 10 Mauchly, Irvine, CA 92618
Website: <https://www.tp-link.com/us/>
Tel: +1 626 333 0234
Fax: +1 909 527 6804
E-mail: sales.usa@tp-link.com

This equipment has been tested and found to comply with the limits for a Class A digital device, pursuant to part 15 of the FCC Rules. These limits are designed to provide reasonable protection against harmful interference when the equipment is operated in a commercial environment. This equipment generates, uses, and can radiate radio frequency energy and, if not installed and used in accordance with the instruction manual, may cause harmful interference to radio communications. Operation of this equipment in a residential area is likely to cause harmful interference in which case the user will be required to correct the interference at his own expense.

This device complies with part 15 of the FCC Rules. Operation is subject to the following two conditions:
1) This device may not cause harmful interference.
2) This device must accept any interference received, including interference that may cause undesired operation.

Any changes or modifications not expressly approved by the party responsible for compliance could void the user's authority to operate the equipment.

We, TP-Link Systems Inc, has determined that the equipment shown as above has been shown to comply with the applicable technical standards, FCC part 15. There is no unauthorized change is made in the equipment and the equipment is properly maintained and operated.

Issue Date: 2025-3-11

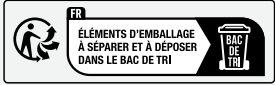
Industry Canada Statement

CAN ICES-003 (A)/NMB-003(A)

CE Mark Warning

This is a class A product. In a domestic environment, this product may cause radio interference, in which case the user may be required to take adequate measures.

Продукт сертифіковано згідно з правилами системи УкрСЕПРО на відповідність вимогам нормативних документів та вимогам, що передбачені чинними законодавчими актами України.



Explanation of the symbols on the product label

Symbols may vary from products. The label is at the bottom of the product.

Symbol	Explanation
	Class II equipment
	Class II equipment with functional earthing
	Alternating current
	Direct current
	Polarity of d.c. power connector
	For indoor use only
	Dangerous voltage
	Caution, risk of electric shock
	Energy efficiency Marking
	Protective earth
	Earth
	Frame or chassis
	Functional earthing
	Caution, hot surface
	Caution
	Operator's manual
	Stand-by
	"ON"/"OFF" (push-push)
	Fuse
	Fuse is used in neutral N
	RECYCLING This product bears the selective sorting symbol for Waste electrical and electronic equipment (WEEE). This means that this product must be handled pursuant to European directive 2012/19/EU in order to be recycled or dismantled to minimize its impact on the environment. User has the choice to give his product to a competent recycling organization or to the retailer when he buys a new electrical or electronic equipment.
	Caution, avoid listening at high volume levels for long periods
	Disconnection, all power plugs
m	Switch of mini-gap construction
μ	Switch of micro-gap construction (for US version) Switch of micro-gap /micro-disconnection construction (for other versions except US)
ε	Switch without contact gap (Semiconductor switching device)